



Card Management

▶ Credit Card Management

- Credit card activation
- Credit card PIN reset
- Credit card temporary block/unblock

▶ Debit Card Management

- Debit card activation
- Debit card PIN reset





Credit Card Management

▶ Credit Card Management

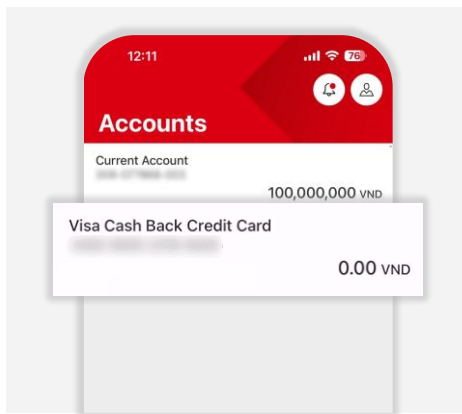
- Credit card activation
- Credit card PIN reset
- Credit card temporary block/unblock





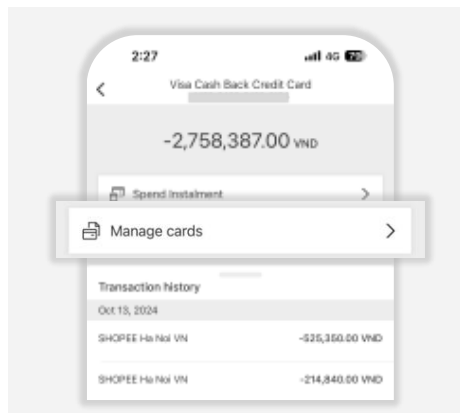
Activating Your credit card?

The fastest and simplest way to activate your credit card is through HSBC Vietnam App once you have received your physical card.



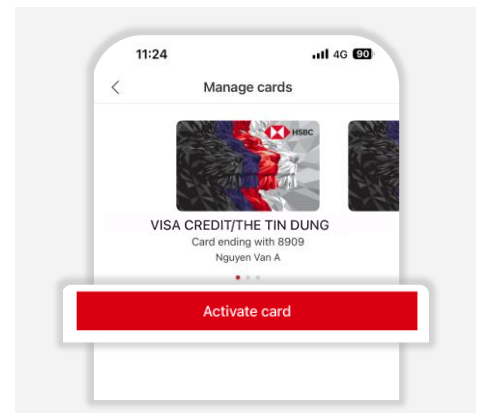
Step 1

Select the card you want to activate from the **Accounts** screen



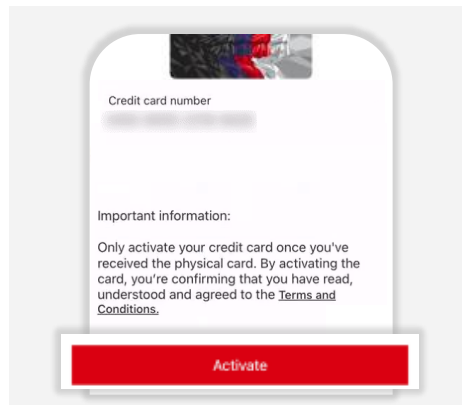
Step 2

Tap on **Manage cards**.



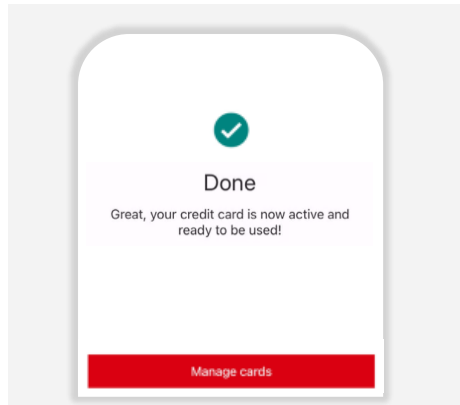
Step 3

Tap on **Activate card**.



Step 4

Check and read all the information shown on screen, then tap on **Activate**



Step 5

Your card is now activated and ready for use!



Credit Card Pin Reset

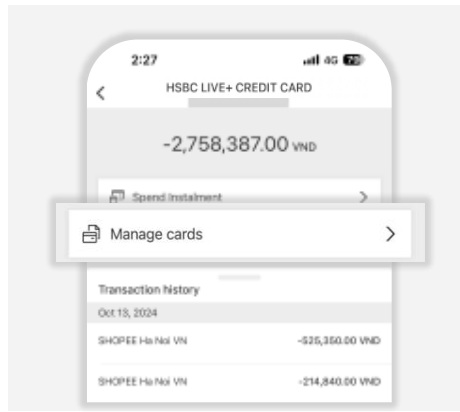
Now you can reset your **Credit Card PIN** anytime, anywhere on HSBC Vietnam app without having to visit an ATM.

Reset PIN feature empowers you to take control of your Credit Card security, allowing you to manage and reset your PIN quickly and securely through our app.



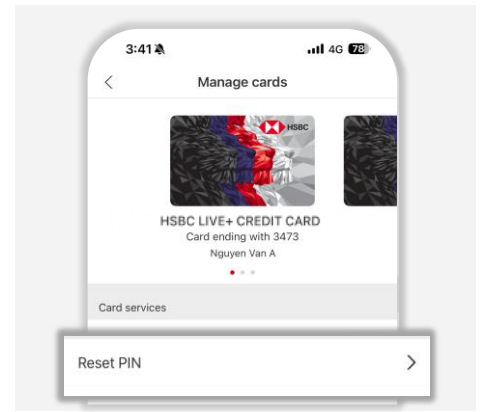
Step 1

Select the card you want to reset PIN from the Accounts screen



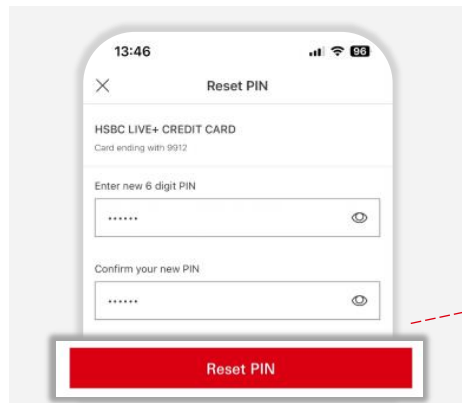
Step 2

Tap on **Manage cards**



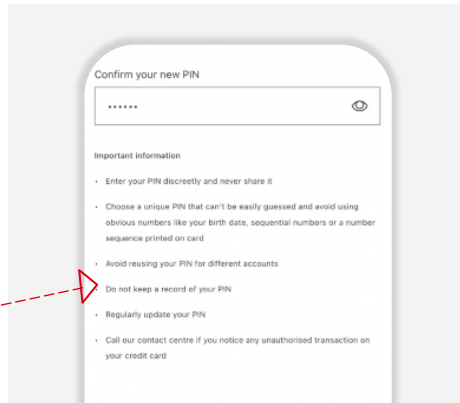
Step 3

Tap on **Reset PIN**

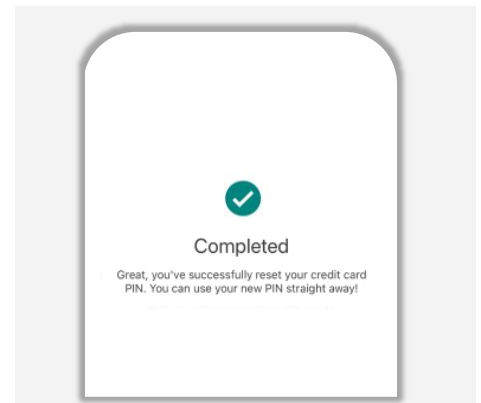


Step 4

Enter a new PIN and tap on **Reset PIN** to complete the authentication



Note: Check the **Important information** to view tips for creating and securing your PIN



Step 5

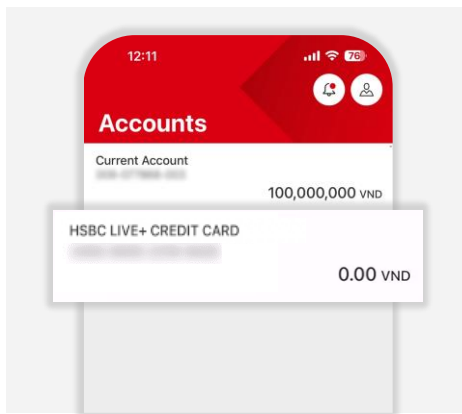
You have successfully reset your PIN!



Credit Card Block / Unblock

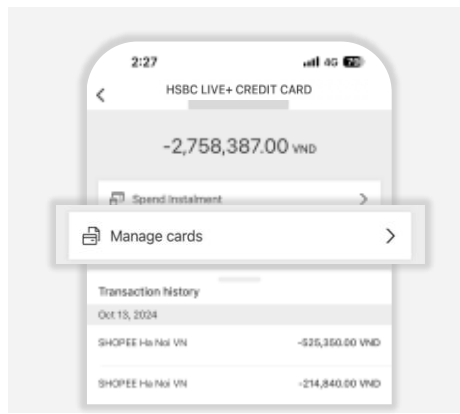
What if you misplaced your card or forgot where you put it. Simple. Log on to the HSBC Vietnam App and **place a temporary block** on your card and **unblock** it if your card turns up later.

If it doesn't show up, you can report your card as lost and get a new replacement card by contacting us.



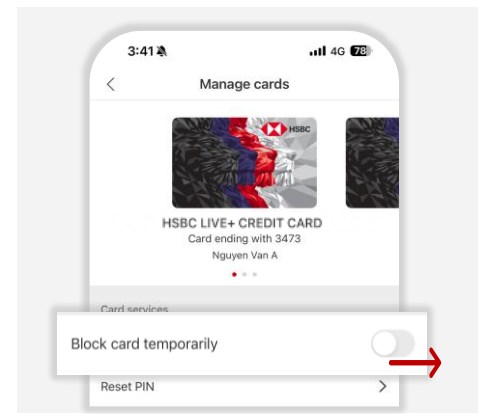
Step 1

Select the card you want to block/unblock from the Accounts screen



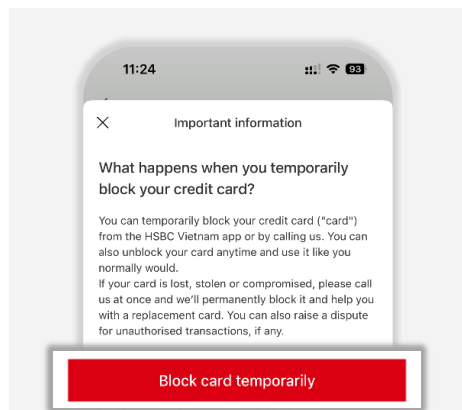
Step 2

Tap on **Manage cards**



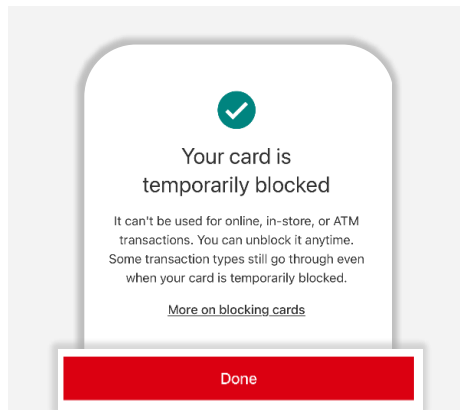
Step 3

Turn the **toggle on** to temporarily block your card



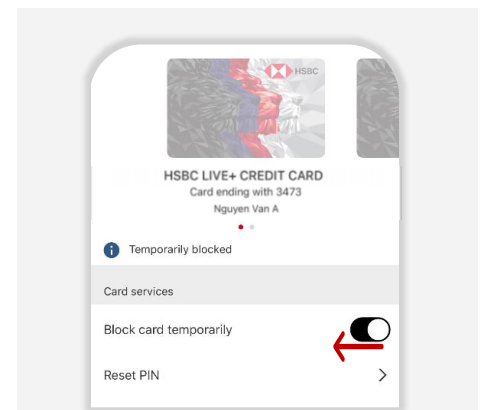
Step 4

Read the **Important information** that pops up and tap on **Block card temporarily**



Step 5

Your card have been temporarily blocked! Tap on **Done** to return on **Manage cards** screen



Note:

You can turn the **toggle off** to unblock your card.



Debit Card Management

▶ Debit Card Management

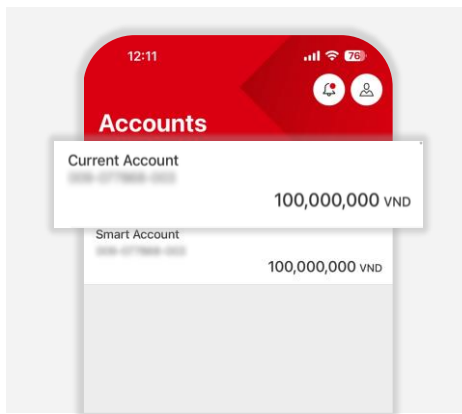
- Debit card activation
- Debit card PIN reset





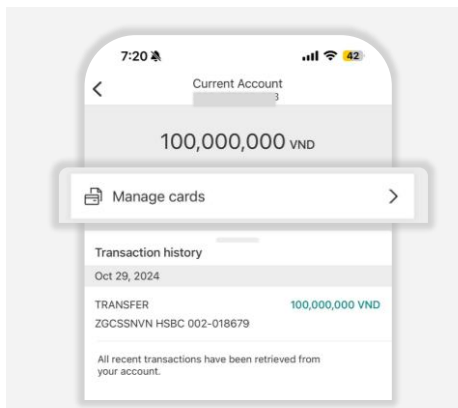
Debit Card Activation

The fastest and simplest way to activate your debit card is through HSBC Vietnam App once you have received your physical card.



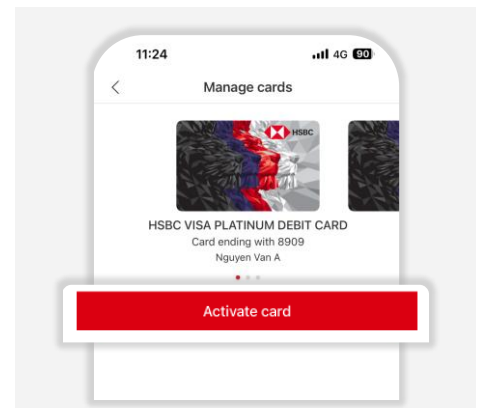
Step 1

Select the account which your debit card is linked to.



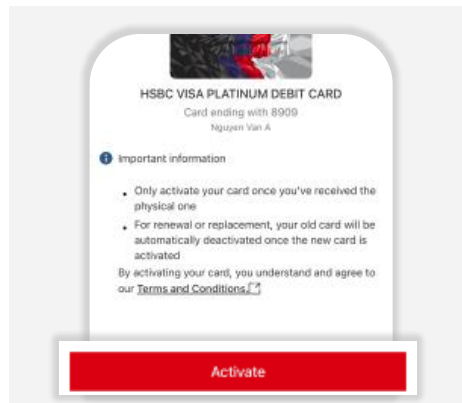
Step 2

Tap on **Manage cards**.



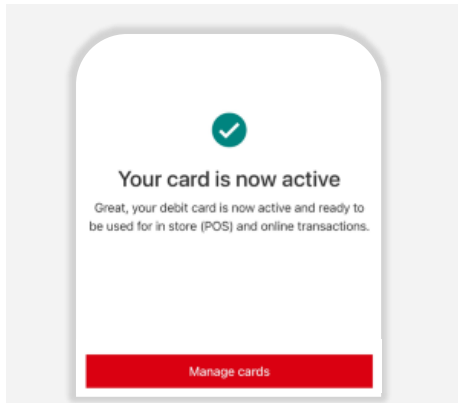
Step 3

Tap on **Activate card**.



Step 4

Check and read all the information shown on screen, then tap on **Activate**



Step 5

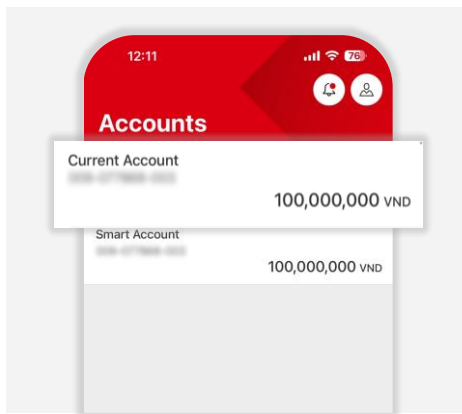
Your card is now activated and ready for use!



Debit Card Pin Reset

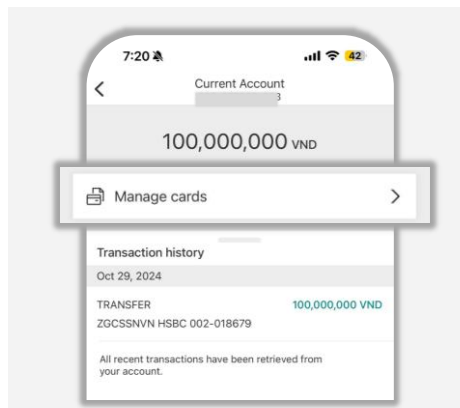
Now you can reset your **Debit Card PIN** anytime, anywhere on HSBC Vietnam app without having to visit an ATM.

Reset PIN feature empowers you to take control of your Debit Card security, allowing you to manage and reset your PIN quickly and securely through our app.



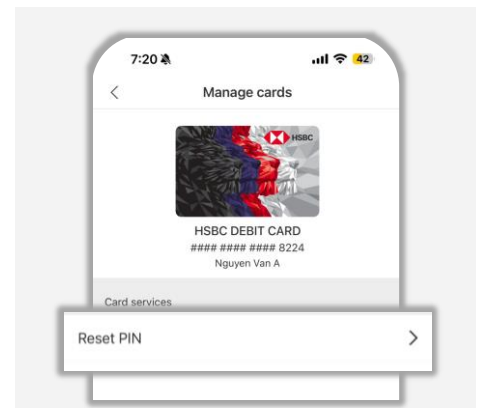
Step 1

Select the account which your debit card is linked to.



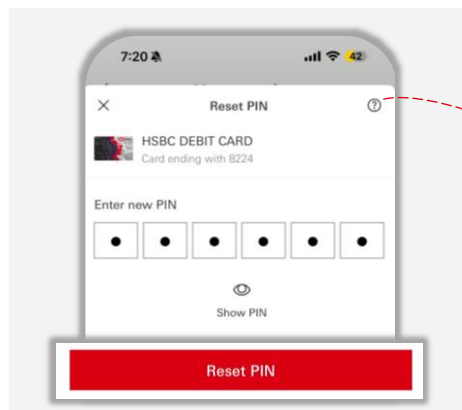
Step 2

Tap on **Manage cards**.



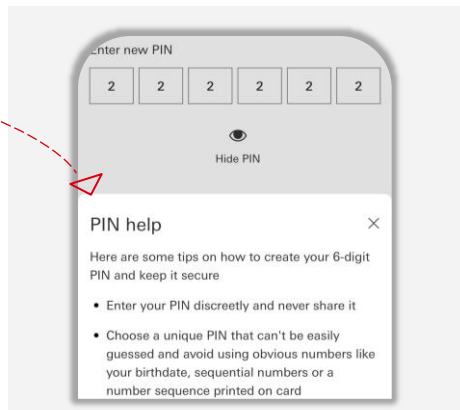
Step 3

Tap on **Reset PIN**.

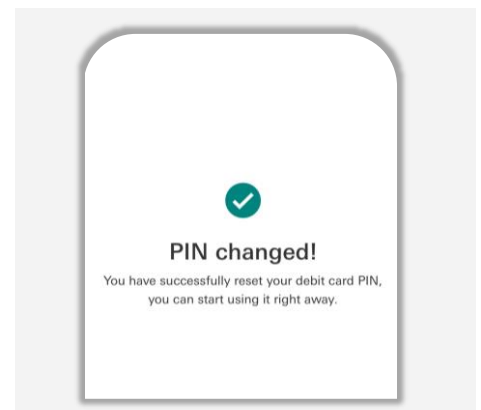


Step 4

Enter a new PIN and tap on **Reset PIN** to complete the authentication



Note: Select **icon Help** to view tips for creating and securing your PIN



Step 5

You have successfully reset your PIN!